



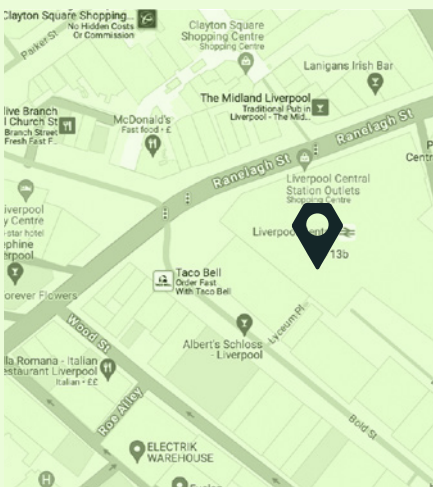
open  Connect

open  Perspective

# Central Station Internal

## Location

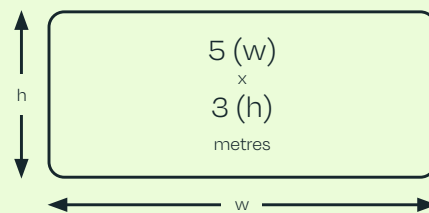
L1 1JT



## Summary

In addition to our existing Liverpool Central site, we have added 2 internal screens, situated opposite each other, to directly impact the commuters traveling to and from the city's busiest station, which has 16.4 million annual visitors.

## Dimensions



## Audience

**Frame ID**  
2000195096/  
2000195097

**Environment**  
Rail/Transport

**Impacts  
(2 Weeks)**  
658,320

**15-35**  
63%

**Male/Female %**  
41/59

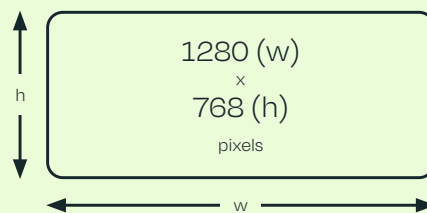
# Central Station Internal

## Digital Production Specifications

### Applicable Format



### Dimensions



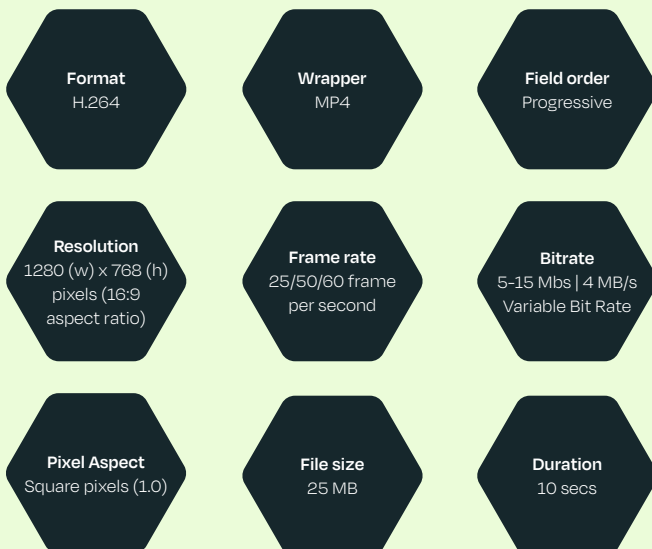
### Delivery and Production

**Email:** [campaigns@openmedia.uk.com](mailto:campaigns@openmedia.uk.com)

**Phone:** 0151 372 0217

- Files under 10MB can be emailed directly.
- Files over 10MB should be WeTransferred.

### Format for Vid/ Full Motion



### Format for Digital static



### File Naming

- The two files should begin with client name and end with the abbreviated site name, 'CSI'.
- Use only letters and numbers, no punctuation.